

CENGO



CENGO


Sichuan NuoLe Electric Technology Co., Ltd.

+86 028-69066789

sales@nuolecart.com

No.38 Gangfu Road, Pixian District, Chengdu City,
Sichuan Province, P.R.China.





COMPANY PROFILE

Nuole Electric Vehicle is a leading manufacturer in Southwest China, specializing in electric golf carts and sightseeing vehicles with over 50 varieties approved by ISO9001, ISO45001, ISO14001, CE and DOT, we offer one-stop customized solutions. Our annual sales volume reaches 10,000 units, valued at \$50 million, with sales branches in Sichuan and Shenzhen. Within 10 years, we've established partnerships with renowned global enterprises, exporting to over 10 countries.

10+

Industrial Experience

10000+

Factory Area

10000+

Annual Sales

60+

Daily Capacity

2 PASSENGERS GOLF CART

CUSTOMIZATION

Choose premium colors, seats, motors, batteries, body advertisements accessories, and wheels to make your golf cart feel totally unique.

-  DRIVE FARTHER
-  STRONG POWER
-  STEEP SLOPS CLIMBING
-  ENERGY SAVING



Model:NL-JZ2

PERFORMANCE

Battery	48V 105Ah/150Ah LFP
Motor Power	AC 48V/5KW
Controller	AC 48V/350A
Passenger Capacity	2
Max. Mileage	70-80km
Max.speed	28km/h
Max.climbing Ability	30%
Overall Dimensions (mm)	2405x1200x1910



2 PASSENGERS GOLF CART

CUSTOMIZATION

Choose premium colors, seats, motors, batteries, body advertisements accessories, and wheels to make your golf cart feel totally unique.

-  DRIVE FARTHER
-  STRONG POWER
-  STEEP SLOPS CLIMBING
-  ENERGY SAVING



Model:NL-JZ2.G

PERFORMANCE

Battery	48V/150Ah LFP
Motor Power	AC 48V/5KW
Controller	AC 48V/350A
Passenger Capacity	2
Max. Mileage	70-80km
Max.speed	40km/h
Max.climbing Ability	30%
Overall Dimensions (mm)	2480x1310x2074



4 PASSENGERS GOLF CART

CUSTOMIZATION

Choose premium colors, seats, motors, batteries, body advertisements accessories, and wheels to make your golf cart feel totally unique.

-  DRIVE FARTHER
-  STRONG POWER
-  STEEP SLOPS CLIMBING
-  ENERGY SAVING



Model:NL-JZ2+2

PERFORMANCE

Battery	48V/150Ah LFP
Motor Power	AC 48V/5KW
Controller	AC 48V/350A
Passenger Capacity	4
Max. Mileage	70-80km
Max.speed	28km/h
Max.climbing Ability	25%
Overall Dimensions (mm)	2885x1230×1910



4 PASSENGERS GOLF CART

CUSTOMIZATION

Choose premium colors, seats, motors, batteries, body advertisements accessories, and wheels to make your golf cart feel totally unique.

-  DRIVE FARTHER
-  STRONG POWER
-  STEEP SLOPS CLIMBING
-  ENERGY SAVING



Model:NL-JZ2+2.G

PERFORMANCE

Battery	48V/150Ah LFP
Motor Power	AC 48V/5KW
Controller	AC 48V/350A
Passenger Capacity	4
Max. Mileage	70-80km
Max.speed	40km/h
Max.climbing Ability	30%
Overall Dimensions (mm)	2960x1310x2074



4 PASSENGERS GOLF CART

CUSTOMIZATION

Choose premium colors, seats, motors, batteries, body advertisements accessories, and wheels to make your golf cart feel totally unique.

-  DRIVE FARTHER
-  STRONG POWER
-  STEEP SLOPS CLIMBING
-  ENERGY SAVING



Model:NL-JZ4



PERFORMANCE

Battery	48V/150Ah LFP
Motor Power	AC 48V/5KW
Controller	AC 48V/350A
Passenger Capacity	4
Max. Mileage	70-80km
Max.speed	28km/h
Max.climbing Ability	20%
Overall Dimensions (mm)	3205×1200×1910



4 PASSENGERS GOLF CART

CUSTOMIZATION

Choose premium colors, seats, motors, batteries, body advertisements accessories, and wheels to make your golf cart feel totally unique.

-  DRIVE FARTHER
-  STRONG POWER
-  STEEP SLOPS CLIMBING
-  ENERGY SAVING



Model:NL-JZ4.G



PERFORMANCE

Battery	48V/150Ah LFP
Motor Power	AC 48V/5KW
Controller	AC 48V/350A
Passenger Capacity	4
Max. Mileage	70-80km
Max.speed	40km/h
Max.climbing Ability	20%
Overall Dimensions (mm)	3280x1310x2074



6 PASSENGERS GOLF CART

CUSTOMIZATION

Choose premium colors, seats, motors, batteries, body advertisements accessories, and wheels to make your golf cart feel totally unique.

-  DRIVE FARTHER
-  STRONG POWER
-  STEEP SLOPS CLIMBING
-  ENERGY SAVING



Model:NL-JZ4+2



PERFORMANCE

Battery	48V/150Ah LFP
Motor Power	AC 48V/5KW
Controller	AC 48V/350A
Passenger Capacity	6
Max. Mileage	70-80km
Max.speed	28km/h
Max.climbing Ability	20%
Overall Dimensions (mm)	3685x1230x1905



6 PASSENGERS GOLF CART

CUSTOMIZATION

Choose premium colors, seats, motors, batteries, body advertisements accessories, and wheels to make your golf cart feel totally unique.

-  DRIVE FARTHER
-  STRONG POWER
-  STEEP SLOPS CLIMBING
-  ENERGY SAVING



Model:NL-JZ4+2.G



PERFORMANCE

Battery	48V/150Ah LFP
Motor Power	AC 48V/5KW
Controller	AC 48V/350A
Passenger Capacity	6
Max. Mileage	70-80km
Max.speed	40km/h
Max.climbing Ability	20%
Overall Dimensions (mm)	3760×1310×2074



6 PASSENGERS GOLF CART

CUSTOMIZATION

Choose premium colors, seats, motors, batteries, body advertisements accessories, and wheels to make your golf cart feel totally unique.

-  DRIVE FARTHER
-  STRONG POWER
-  STEEP SLOPS CLIMBING
-  ENERGY SAVING



Model:NL-JZ6

PERFORMANCE

Battery	48V/150Ah LFP
Motor Power	AC 48V/5KW
Controller	AC 48V/350A
Passenger Capacity	6
Max. Mileage	70-80km
Max.speed	28km/h
Max.climbing Ability	18%
Overall Dimensions (mm)	4005×1200×1905



8 PASSENGERS GOLF CART

CUSTOMIZATION

Choose premium colors, seats, motors, batteries, body advertisements accessories, and wheels to make your golf cart feel totally unique.

-  DRIVE FARTHER
-  STRONG POWER
-  STEEP SLOPS CLIMBING
-  ENERGY SAVING



Model:NL-JZ6+2

PERFORMANCE

Battery	48V/150Ah LFP
Motor Power	AC 48V/5KW
Controller	AC 48V/350A
Passenger Capacity	8
Max. Mileage	70-80km
Max.speed	28km/h
Max.climbing Ability	18%
Overall Dimensions (mm)	4485x1230x1905



2 PASSENGERS GOLF CART

CUSTOMIZATION

Choose premium colors, seats, motors, batteries, body advertisements accessories, and wheels to make your golf cart feel totally unique.

-  DRIVE FARTHER
-  STRONG POWER
-  STEEP SLOPS CLIMBING
-  ENERGY SAVING



Model:NL-LC2



PERFORMANCE

Battery	48V 105Ah/150Ah LFP
Motor Power	AC 48V/5KW
Controller	AC 48V/350A
Passenger Capacity	2
Max. Mileage	80-100km
Max.speed	25km/h
Max.climbing Ability	30%
Overall Dimensions (mm)	2740*1210*1820



2 PASSENGERS GOLF CART

CUSTOMIZATION

Choose premium colors, seats, motors, batteries, body advertisements accessories, and wheels to make your golf cart feel totally unique.

-  DRIVE FARTHER
-  STRONG POWER
-  STEEP SLOPS CLIMBING
-  ENERGY SAVING



Model:NL-LC2.G



PERFORMANCE

Battery	48V 105Ah/150Ah LFP
Motor Power	AC 48V/5KW
Controller	AC 48V/350A
Passenger Capacity	2
Max. Mileage	75-95km
Max.speed	25km/h
Max.climbing Ability	20%
Overall Dimensions (mm)	2590*1370*2060



2 PASSENGERS GOLF CART

CUSTOMIZATION

Choose premium colors, seats, motors, batteries, body advertisements accessories, and wheels to make your golf cart feel totally unique.

-  DRIVE FARTHER
-  STRONG POWER
-  STEEP SLOPS CLIMBING
-  ENERGY SAVING



Model:NL-LC.2+2



PERFORMANCE

Battery	48V 105Ah/150Ah LFP
Motor Power	AC 48V/5KW
Controller	AC 48V/350A
Passenger Capacity	4
Max. Mileage	80-100km
Max.speed	25km/h
Max.climbing Ability	25%
Overall Dimensions (mm)	2785*1210*1910



4 PASSENGERS GOLF CART

CUSTOMIZATION

Choose premium colors, seats, motors, batteries, body advertisements accessories, and wheels to make your golf cart feel totally unique.

-  DRIVE FARTHER
-  STRONG POWER
-  STEEP SLOPS CLIMBING
-  ENERGY SAVING



Model:NL-LC.2+2G



PERFORMANCE

Battery	48V 105Ah/150Ah LFP
Motor Power	AC 48V/5KW
Controller	AC 48V/350A
Passenger Capacity	4
Max. Mileage	70-90km
Max.speed	25km/h
Max.climbing Ability	20%
Overall Dimensions (mm)	2930*1370*2060



4 PASSENGERS GOLF CART

CUSTOMIZATION

Choose premium colors, seats, motors, batteries, body advertisements accessories, and wheels to make your golf cart feel totally unique.

-  DRIVE FARTHER
-  STRONG POWER
-  STEEP SLOPS CLIMBING
-  ENERGY SAVING



Model:NL-LC4

PERFORMANCE

Battery	48V 105Ah/150Ah LFP
Motor Power	AC 48V/5KW
Controller	AC 48V/350A
Passenger Capacity	4
Max. Mileage	95-110km
Max.speed	25km/h
Max.climbing Ability	25%
Overall Dimensions (mm)	2980*1210*1900



4 PASSENGERS GOLF CART

CUSTOMIZATION

Choose premium colors, seats, motors, batteries, body advertisements accessories, and wheels to make your golf cart feel totally unique.

-  DRIVE FARTHER
-  STRONG POWER
-  STEEP SLOPS CLIMBING
-  ENERGY SAVING



Model:NL-LC4.G

PERFORMANCE

Battery	48V 105Ah/150Ah LFP
Motor Power	AC 48V/5KW
Controller	AC 48V/350A
Passenger Capacity	4
Max. Mileage	95-110km
Max.speed	25km/h
Max.climbing Ability	25%
Overall Dimensions (mm)	3090*1330*1980



4 PASSENGERS GOLF CART

CUSTOMIZATION

Choose premium colors, seats, motors, batteries, body advertisements accessories, and wheels to make your golf cart feel totally unique.

-  DRIVE FARTHER
-  STRONG POWER
-  STEEP SLOPS CLIMBING
-  ENERGY SAVING



Model:NL-LC4+2

PERFORMANCE

Battery	48V 105Ah/150Ah LFP
Motor Power	AC 48V/5KW
Controller	AC 48V/350A
Passenger Capacity	4
Max. Mileage	80-100km
Max.speed	25km/h
Max.climbing Ability	25%
Overall Dimensions (mm)	2785*1210*1910



4 PASSENGERS GOLF CART

CUSTOMIZATION

Choose premium colors, seats, motors, batteries, body advertisements accessories, and wheels to make your golf cart feel totally unique.


-  DRIVE FARTHER
-  STRONG POWER
-  STEEP SLOPS CLIMBING
-  ENERGY SAVING



Model:NL-LC4+2.G

PERFORMANCE

Battery	48V 105Ah/150Ah LFP
Motor Power	AC 48V/5KW
Controller	AC 48V/350A
Passenger Capacity	4
Max. Mileage	70-90km
Max.speed	25km/h
Max.climbing Ability	20%
Overall Dimensions (mm)	2930*1370*2060



2 PASSENGERS GOLF CART

CUSTOMIZATION

Choose premium colors, seats, motors, batteries, body advertisements accessories, and wheels to make your golf cart feel totally unique.

-  DRIVE FARTHER
-  STRONG POWER
-  STEEP SLOPS CLIMBING
-  ENERGY SAVING



Model:NL-JA2

PERFORMANCE

Battery	48V/150Ah AGM
Motor Power	AC 48V/5KW
Controller	AC 48V/350A
Passenger Capacity	2
Max. Mileage	70-80km
Max.speed	25km/h
Max.climbing Ability	20%
Overall Dimensions (mm)	2350*1200*1750



2 PASSENGERS GOLF CART

CUSTOMIZATION

Choose premium colors, seats, motors, batteries, body advertisements accessories, and wheels to make your golf cart feel totally unique.

-  DRIVE FARTHER
-  STRONG POWER
-  STEEP SLOPS CLIMBING
-  ENERGY SAVING



Model:NL-JA2.G

PERFORMANCE

Battery	48V/150Ah AGM
Motor Power	AC 48V/5KW
Controller	AC 48V/350A
Passenger Capacity	2
Max. Mileage	70-80km
Max.speed	40km/h
Max.climbing Ability	20%
Overall Dimensions (mm)	2350*1350*1950



4 PASSENGERS GOLF CART

CUSTOMIZATION

Choose premium colors, seats, motors, batteries, body advertisements accessories, and wheels to make your golf cart feel totally unique.

-  DRIVE FARTHER
-  STRONG POWER
-  STEEP SLOPS CLIMBING
-  ENERGY SAVING



Model:NL-JA2+2.G

PERFORMANCE

Battery	48V/150Ah AGM
Motor Power	AC 48V/5KW
Controller	AC 48V/350A
Passenger Capacity	4
Max. Mileage	70-80km
Max.speed	40km/h
Max.climbing Ability	20%
Overall Dimensions (mm)	3100*1350*2100



4 PASSENGERS GOLF CART

CUSTOMIZATION

Choose premium colors, seats, motors, batteries, body advertisements accessories, and wheels to make your golf cart feel totally unique.

-  DRIVE FARTHER
-  STRONG POWER
-  STEEP SLOPS CLIMBING
-  ENERGY SAVING



Model:NL-JA4.G

PERFORMANCE

Battery	48V/150Ah AGM
Motor Power	AC 48V/5KW
Controller	AC 48V/350A
Passenger Capacity	4
Max. Mileage	70-80km
Max.speed	40km/h
Max.climbing Ability	20%
Overall Dimensions (mm)	2930*1350*1950



6 PASSENGERS GOLF CART

CUSTOMIZATION

Choose premium colors, seats, motors, batteries, body advertisements accessories, and wheels to make your golf cart feel totally unique.

-  DRIVE FARTHER
-  STRONG POWER
-  STEEP SLOPS CLIMBING
-  ENERGY SAVING



Model:NL-JA4+2

PERFORMANCE

Battery	48V/150Ah AGM
Motor Power	AC 48V/5KW
Controller	AC 48V/350A
Passenger Capacity	6
Max. Mileage	70-80km
Max.speed	25km/h
Max.climbing Ability	20%
Overall Dimensions (mm)	3680*1200*1850



6 PASSENGERS GOLF CART

CUSTOMIZATION

Choose premium colors, seats, motors, batteries, body advertisements accessories, and wheels to make your golf cart feel totally unique.

-  DRIVE FARTHER
-  STRONG POWER
-  STEEP SLOPS CLIMBING
-  ENERGY SAVING



Model:NL-JA4+2.G

PERFORMANCE

Battery	48V/150Ah AGM
Motor Power	AC 48V/5KW
Controller	AC 48V/350A
Passenger Capacity	6
Max. Mileage	70-80km
Max.speed	40km/h
Max.climbing Ability	20%
Overall Dimensions (mm)	3680*1350*2100



8 SIGHTSEEING BUS

CUSTOMIZATION

Choose premium colors, seats, motors, batteries, body advertisements accessories, and wheels to make your golf cart feel totally unique.

-  DRIVE FARTHER
-  STRONG POWER
-  STEEP SLOPS CLIMBING
-  ENERGY SAVING



Model:NL-S8.C



PERFORMANCE

Battery	48V/150Ah AGM
Motor Power	AC 48V/5KW
Controller	AC 48V/350A
Passenger Capacity	8
Max. Mileage	80-100km
Max.speed	30km/h
Max.climbing Ability	25%
Overall Dimensions (mm)	3930*1510*2070



11 SIGHTSEEING BUS

CUSTOMIZATION

Choose premium colors, seats, motors, batteries, body advertisements accessories, and wheels to make your golf cart feel totally unique.

-  DRIVE FARTHER
-  STRONG POWER
-  STEEP SLOPS CLIMBING
-  ENERGY SAVING



Model:NL-S8+3.C



PERFORMANCE

Battery	48V/150Ah AGM
Motor Power	AC 48V/5KW
Controller	AC 48V/350A
Passenger Capacity	11
Max. Mileage	95-110km
Max.speed	30km/h
Max.climbing Ability	25%
Overall Dimensions (mm)	4150*1510*2070



14 SIGHTSEEING BUS

CUSTOMIZATION

Choose premium colors, seats, motors, batteries, body advertisements accessories, and wheels to make your golf cart feel totally unique.

-  DRIVE FARTHER
-  STRONG POWER
-  STEEP SLOPS CLIMBING
-  ENERGY SAVING



Model:NL-S14.C



PERFORMANCE

Battery	72V/200Ah AGM
Motor Power	AC 72V/7.5KW
Controller	AC 72V/30A
Passenger Capacity	14
Max. Mileage	80-100km
Max.speed	30km/h
Max.climbing Ability	25%
Overall Dimensions (mm)	4947*1510*2080



17 SIGHTSEEING BUS

CUSTOMIZATION

Choose premium colors, seats, motors, batteries, body advertisements accessories, and wheels to make your golf cart feel totally unique.

-  DRIVE FARTHER
-  STRONG POWER
-  STEEP SLOPS CLIMBING
-  ENERGY SAVING



Model:NL-S17.C



PERFORMANCE

Battery	72V/200Ah AGM
Motor Power	AC 72V/7.5KW
Controller	AC 72V/30A
Passenger Capacity	17
Max. Mileage	80-100km
Max.speed	30km/h
Max.climbing Ability	25%
Overall Dimensions (mm)	5760*1510*2055



23 SIGHTSEEING BUS

CUSTOMIZATION

Choose premium colors, seats, motors, batteries, body advertisements accessories, and wheels to make your golf cart feel totally unique.

-  DRIVE FARTHER
-  STRONG POWER
-  STEEP SLOPS CLIMBING
-  ENERGY SAVING



Model:NL-S23.C



PERFORMANCE

Battery	72V/200Ah AGM
Motor Power	AC 72V/11KW
Controller	AC 72V/25A
Passenger Capacity	23
Max. Mileage	80-90km
Max.speed	30km/h
Max.climbing Ability	15%
Overall Dimensions (mm)	5885*1830*2240



23 SIGHTSEEING BUS

CUSTOMIZATION

Choose premium colors, seats, motors, batteries, body advertisements accessories, and wheels to make your golf cart feel totally unique.

-  DRIVE FARTHER
-  STRONG POWER
-  STEEP SLOPS CLIMBING
-  ENERGY SAVING



Model:NL-S23.F



PERFORMANCE

Battery	96V/200Ah AGM
Motor Power	AC 96V/20KW
Controller	AC 96V/25A
Passenger Capacity	23
Max. Mileage	115-125km
Max.speed	30km/h
Max.climbing Ability	25%
Overall Dimensions (mm)	5885*1830*2240



14 SIGHTSEEING BUS

CUSTOMIZATION

Choose premium colors, seats, motors, batteries, body advertisements accessories, and wheels to make your golf cart feel totally unique.

-  DRIVE FARTHER
-  STRONG POWER
-  STEEP SLOPS CLIMBING
-  ENERGY SAVING



Model:NL-GDS14

PERFORMANCE

Battery	72V/170Ah AGM
Motor Power	AC 72V/7.5KW
Controller	AC 72V/25A
Passenger Capacity	14
Max. Mileage	80-100km
Max.speed	30km/h
Max.climbing Ability	25%
Overall Dimensions (mm)	4970*1510*2040



17 SIGHTSEEING BUS

CUSTOMIZATION

Choose premium colors, seats, motors, batteries, body advertisements accessories, and wheels to make your golf cart feel totally unique.

-  DRIVE FARTHER
-  STRONG POWER
-  STEEP SLOPS CLIMBING
-  ENERGY SAVING



Model:NL-GDS17

PERFORMANCE

Battery	72V/170Ah AGM
Motor Power	AC 72V/11KW
Controller	AC 72V/25A
Passenger Capacity	17
Max. Mileage	80-100km
Max.speed	30km/h
Max.climbing Ability	25%
Overall Dimensions (mm)	5755*1510*2040



11 SIGHTSEEING BUS

CUSTOMIZATION

Choose premium colors, seats, motors, batteries, body advertisements accessories, and wheels to make your golf cart feel totally unique.

-  DRIVE FARTHER
-  STRONG POWER
-  STEEP SLOPS CLIMBING
-  ENERGY SAVING



Model:NL-GDS11.F

PERFORMANCE



Battery	72V/170Ah AGM
Motor Power	AC 72V/7.5KW
Controller	AC 72V/25A
Passenger Capacity	11
Max. Mileage	80-100km
Max.speed	30km/h
Max.climbing Ability	25%
Overall Dimensions (mm)	4185*1510*2040



17 SIGHTSEEING BUS

CUSTOMIZATION

Choose premium colors, seats, motors, batteries, body advertisements accessories, and wheels to make your golf cart feel totally unique.

-  DRIVE FARTHER
-  STRONG POWER
-  STEEP SLOPS CLIMBING
-  ENERGY SAVING



Model:NL-GDS14.F

PERFORMANCE




Battery	72V/170Ah AGM
Motor Power	AC 72V/11KW
Controller	AC 72V/25A
Passenger Capacity	14
Max. Mileage	80-100km
Max.speed	30km/h
Max.climbing Ability	25%
Overall Dimensions (mm)	4970*1510*2040



STANDARD ACCESSORIES



OPTIONAL ACCESSORIES



OPTIONAL ACCESSORIES



Water transfer printing



Rearview mirror



Door lock



Folding cup Holder



Front basket



Vedio Bar



Speaker



Cooler kit



Roof ambient light



Armrest Luggage Rack



foot pedal



Side view mirror with light



hand wiper



Trailer hook connection




Charging USB Port



Sand bottle kit

PACKAGE

CONTAINER PACKAGE:
Steel rack
Carton



SAMPLE PACKAGE:
Steel rack+
Fumigation free
wooden board



CENGO GOLF CART IS THE SUPPLIER OF LIV
THANK YOU!

